

MACQUARIE ATLAS ROADS
UBS EMERGING COMPANIES CONFERENCE
APRIL 2013



MACQUARIE





Disclaimer

Disclaimer

Macquarie Atlas Roads (MQA) comprises Macquarie Atlas Roads Limited (ACN 141 075 201) (MARL) and Macquarie Atlas Roads International Limited (Registration No. 43828) (MARIL). Macquarie Fund Advisers Pty Limited (ACN 127 735 960) (AFSL 318 123) (MFA) is the manager/adviser of MARL and MARIL. MFA is a wholly owned subsidiary of Macquarie Group Limited (ACN 122 169 279).

None of the entities noted in this presentation is an authorised deposit-taking institution for the purposes of the Banking Act 1959 (Commonwealth of Australia). The obligations of these entities do not represent deposits or other liabilities of Macquarie Bank Limited (ABN 46 008 583 542) (MBL). MBL does not guarantee or otherwise provide assurance in respect of the obligations of these entities.

This presentation has been prepared by MFA and MQA based on information available to them. No representation or warranty, express or implied, is made as to the fairness, accuracy, completeness or correctness of the information, opinions and conclusions contained in this presentation. To the maximum extent permitted by law, none of Macquarie Group Limited, MFA, MARL, MARIL, their directors, employees or agents, nor any other person accepts any liability for any loss arising from the use of this presentation or its contents or otherwise arising in connection with it, including, without limitation, any liability arising from fault or negligence on the part of Macquarie Group Limited, MFA, MARL, MARIL or their directors, employees or agents.

General Securities Warning

This presentation is not an offer or invitation for subscription or purchase of or a recommendation of securities. It does not take into account the investment objectives, financial situation and particular needs of the investor. Before making an investment in MQA, the investor or prospective investor should consider whether such an investment is appropriate to their particular investment needs, objectives and financial circumstances and consult an investment adviser if necessary.

Information, including forecast financial information, in this presentation should not be considered as a recommendation in relation to holding, purchasing or selling, securities or other instruments in MQA. Due care and attention has been used in the preparation of forecast information. However, actual results may vary from forecasts and any variation may be materially positive or negative. Forecasts by their very nature, are subject to uncertainty and contingencies many of which are outside the control of MQA. Past performance is not a reliable indication of future performance.

United States

These materials do not constitute an offer of securities for sale in the United States, and the securities have not been registered under the US Securities Act of 1933, as amended, or the securities laws of any US state, nor is such registration contemplated. The securities have not been approved or disapproved by the US Securities and Exchange Commission (the SEC) or by the securities regulatory authority of any US state, nor has the SEC or any such securities regulatory authority passed upon the accuracy or adequacy of these materials. Any representation to the contrary is a criminal offense. MQA is not and will not be registered as an investment company under the US Investment Company Act of 1940, as amended.



Disclaimer

Hong Kong

This document has been prepared and intended to be disposed solely to "professional investors" within the meaning of the Securities and Futures Ordinance (Cap. 571) of Hong Kong for the purpose of providing preliminary information and does not constitute any offer to the public within the meaning of the Companies Ordinance (Cap.32) of Hong Kong. Macquarie Bank Limited and its holding companies including their subsidiaries and related companies do not carry on banking business in Hong Kong and are not Authorized Institutions under the Banking Ordinance (Cap. 155) of Hong Kong and therefore are not subject to the supervision of the Hong Kong Monetary Authority. The contents of this information have not been reviewed by any regulatory authority in Hong Kong.

Singapore

This document does not, and is not intended to, constitute an invitation or an offer of securities in Singapore. The information in this presentation is prepared and only intended for an institutional investor (as defined under Section 4A of the Securities and Futures Act, Chapter 289 of Singapore (the SFA)) and not to any other person. This presentation is not a prospectus as defined in the SFA. Accordingly, statutory liability under the SFA in relation to the content of prospectuses will not apply. Neither Macquarie Group Limited nor any of its related entities is licensed under the Banking Act, Chapter 19 of Singapore or the Monetary Authority of Singapore Act, Chapter 186 of Singapore to conduct banking business or to accept deposits in Singapore.

United Kingdom

This document is issued by Macquarie Infrastructure and Real Assets (Europe) Limited. Macquarie Infrastructure and Real Assets (Europe) Limited is authorised and regulated by the UK Financial Services Authority. In the United Kingdom this document is only being distributed to and is directed only at authorised firms under the Financial Services and Markets Act 2000 (FSMA) and certain other investment professionals falling within article 14 of the FSMA (Promotion of Collective Investment Schemes) (Exemptions) Order 2001. The transmission or distribution of this document to any other person in the UK is unauthorised and may contravene FSMA. No person should treat this document as constituting a promotion for any purposes whatsoever. Macquarie Infrastructure and Real Assets (Europe) Limited is not an authorised deposit-taking institution for the purposes of the Banking Act 1959 (Commonwealth of Australia), and its obligations do not represent deposits or other liabilities of Macquarie Bank Limited. Macquarie Bank Limited does not guarantee or otherwise provide assurance in respect of the obligations of Macquarie Infrastructure and Real Assets (Europe) Limited.

Dollar amounts throughout the presentation are Australian Dollars unless stated otherwise.

Any arithmetic inconsistencies are due to rounding.



Contents

1.	Overview	5
2.	APRR	9
3.	Dulles Greenway	18
4.	Outlook	24
	Questions	26



1. Overview

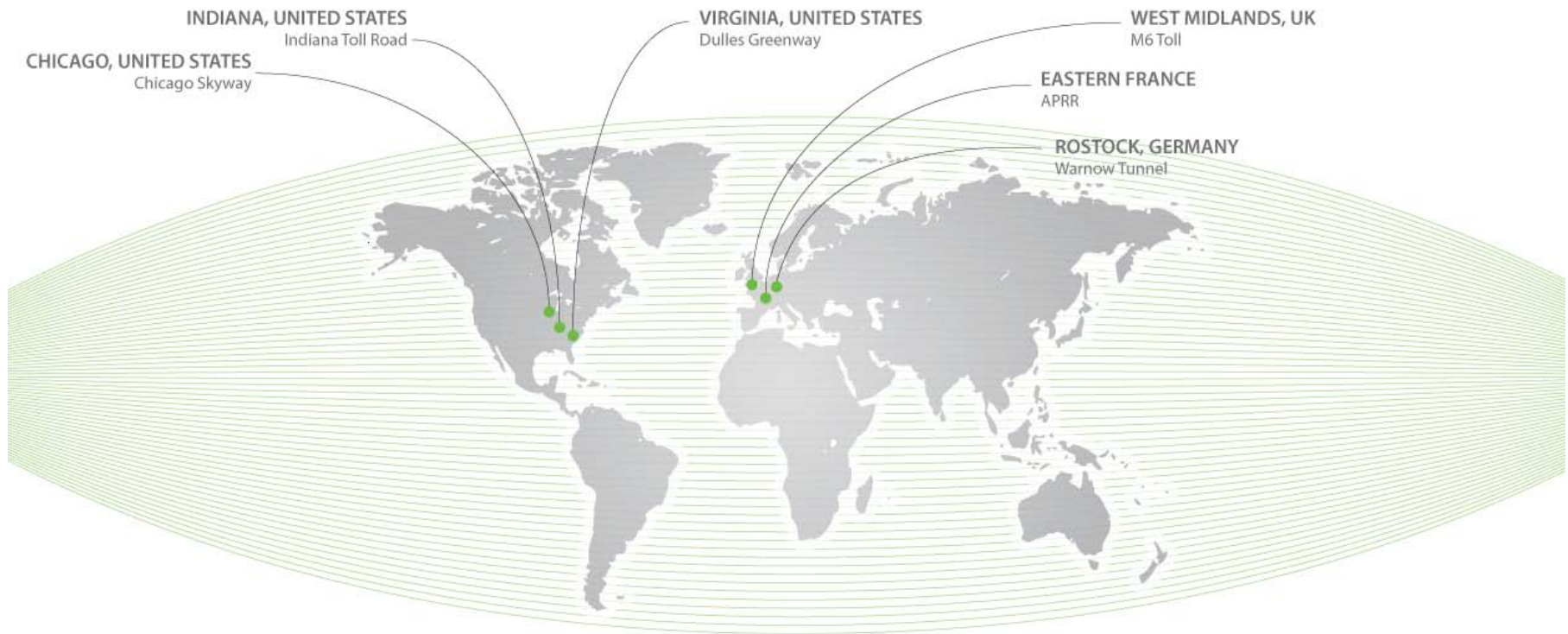


Macquarie Atlas Roads (MQA) is a global toll road operator and developer

Market Capitalisation ¹	\$722,582,468
ASX Ranking	Top 200
Number of toll road investments	6
Weighted average length of concession life remaining ²	30 years
Performance vs pcp ³	Year to 31 Dec 12
- Traffic	(1.2%)
- Revenue ⁴	+1.9%
- EBITDA ⁴	+2.9%

1. Market capitalisation as at 3 April 2013; based on security price of A\$1.51 and 478,531,436 securities on issue
2. As at 3 April 2013. Weighted by proportionate EBITDA for the year to 31 December 2012. APRR's remaining concession life is 20 years, with the weighted average concession life of the remainder of the portfolio being 52 years.
3. Pro forma data adjusts the results of MQA's portfolio of road assets for the prior corresponding period for ownership interests and foreign exchange rates for the current period.
4. Proportionally consolidated total asset revenue and EBITDA for the period compared to the previous corresponding period on a pro forma basis.


MQA's toll road investments are located in France, UK, USA and Germany¹



1. MQA owns various percentage stakes in these assets.

MQA's structure is integral to its strategy

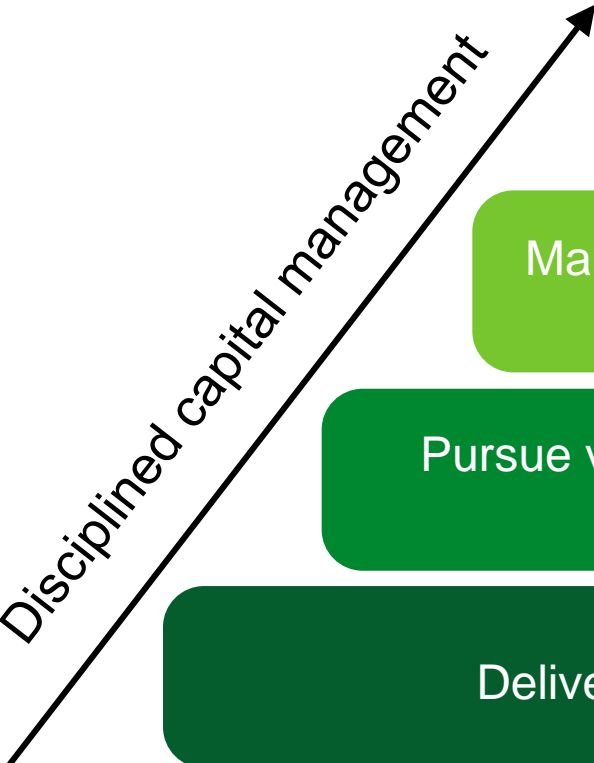
- MQA has no corporate level debt and A\$12.9m in available cash¹
- Each asset is in a separate holding company structure
- All asset level debt is project finance, with no recourse to MQA or any other portfolio asset
- There are no cross-default or cross-collateralisation provisions between assets



Best valued as sum of parts with zero value the maximum downside for any asset

1. As at 22 February 2013. In addition, MQA has cash not currently available for use of A\$1.5m representing secured cash deposits relating to Warnow Tunnel guarantees.
 2. Estimated economic interest.

Disciplined capital management



MQA to deliver and grow dividends

Manage debt maturities over time
De-risk assets

Pursue value growth through steps towards securing dividends or sale

Deliver growth in the existing portfolio

Holding Structure

Individual asset risk quarantined from remaining portfolio and MQA



2. APRR



Traffic

-1.7%
21.1bn VKT

- Impacted by challenging economic environment

Revenue

+0.8%
€2,038.6m

- Supported by increases in tolls and other income

EBITDA¹

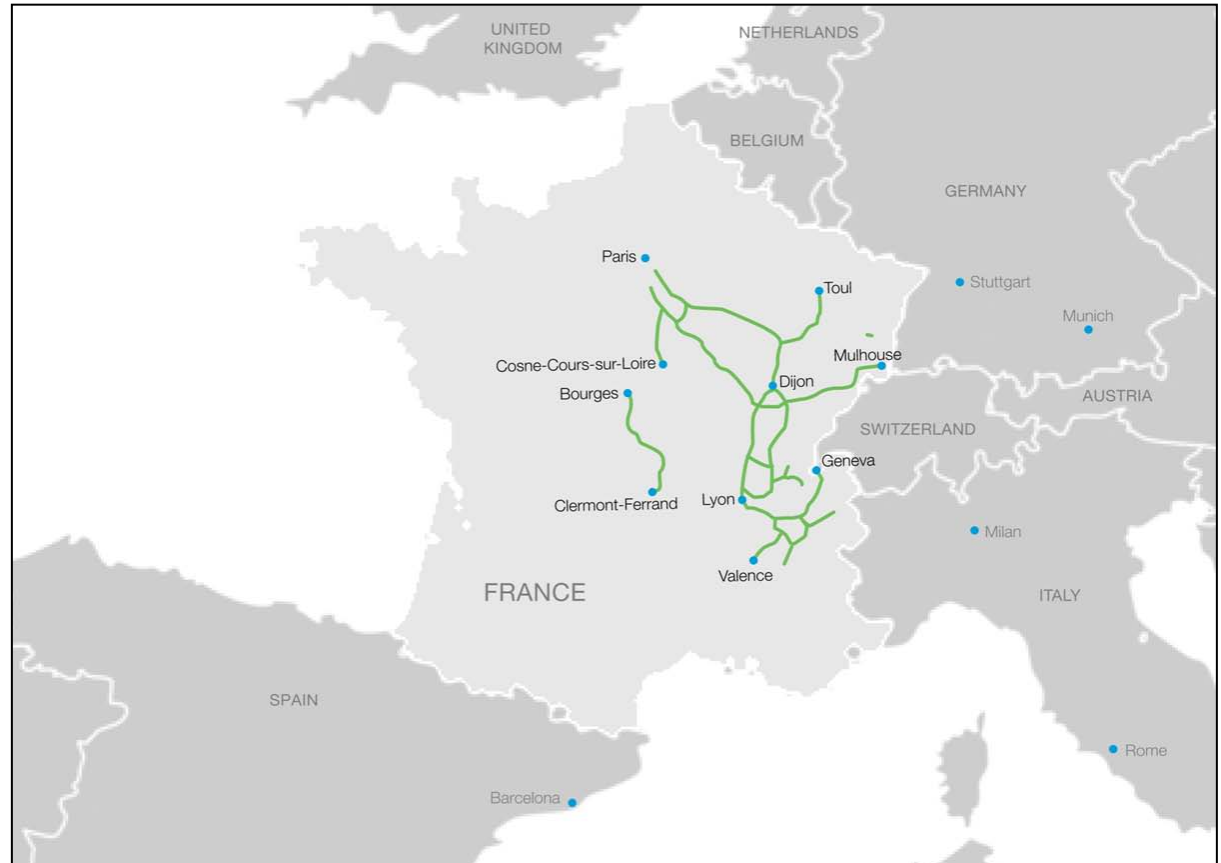
+2.1%
€1,427.5m

- Benefited from opex savings
- EBITDA margin increased to 70.0% (vs 69.2% in pcp)

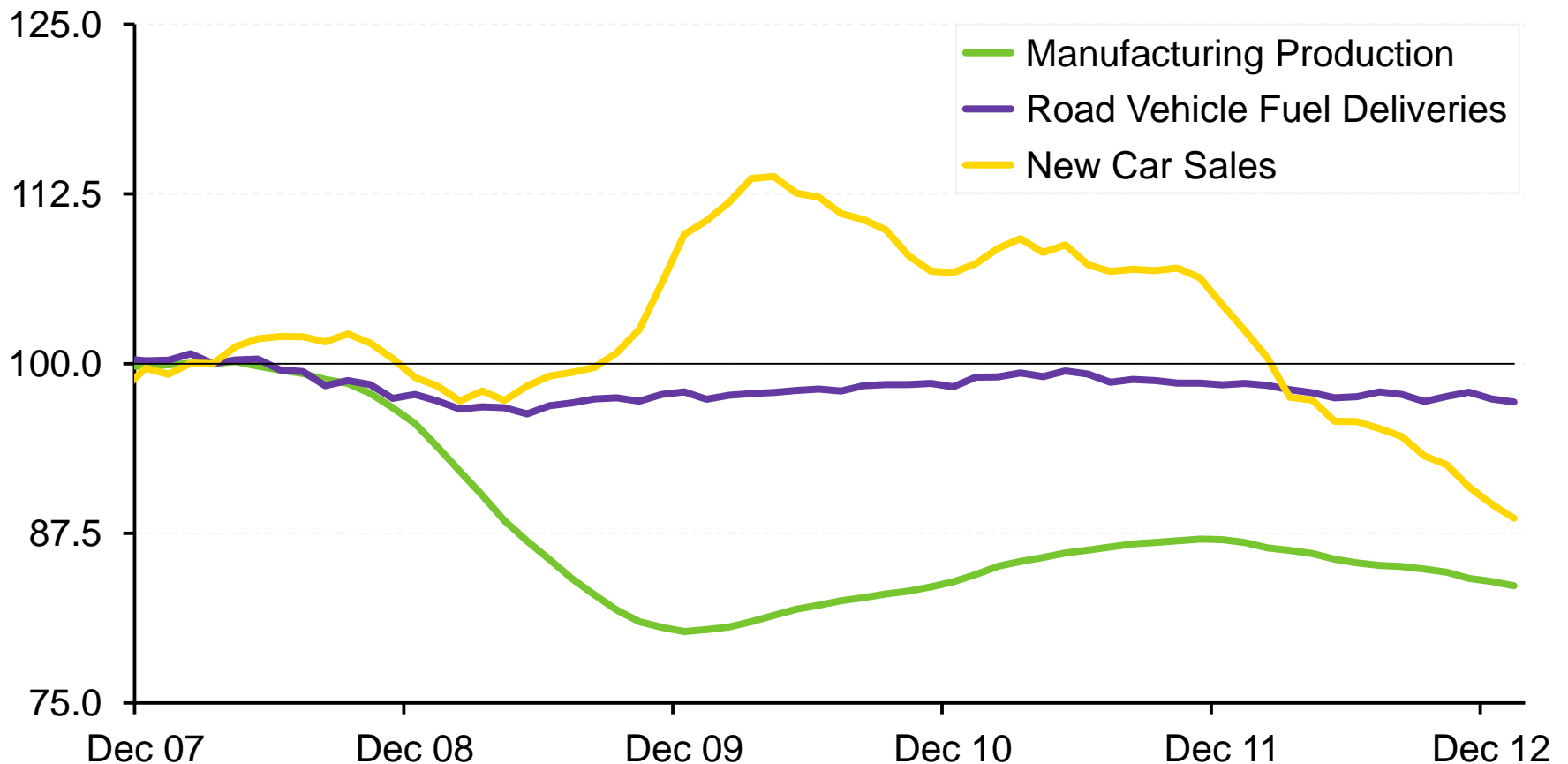
1. Represents APRR EBITDA on a standalone basis. Consolidated APRR/Eiffarie EBITDA was €1,426.3m.

APRR's network covers major trade and tourism routes through Western Europe and links Paris and Lyon, France's two largest cities

- MQA ownership:
 - 19.44%
- Network length:
 - 2,264km
- Represents 51 years of development
- APRR/AREA concession remaining:
 - 20 years
- Toll increases:
 - CPI linked
- 21.1bn VKT in 2012



Weaker economic environment affects travel demand

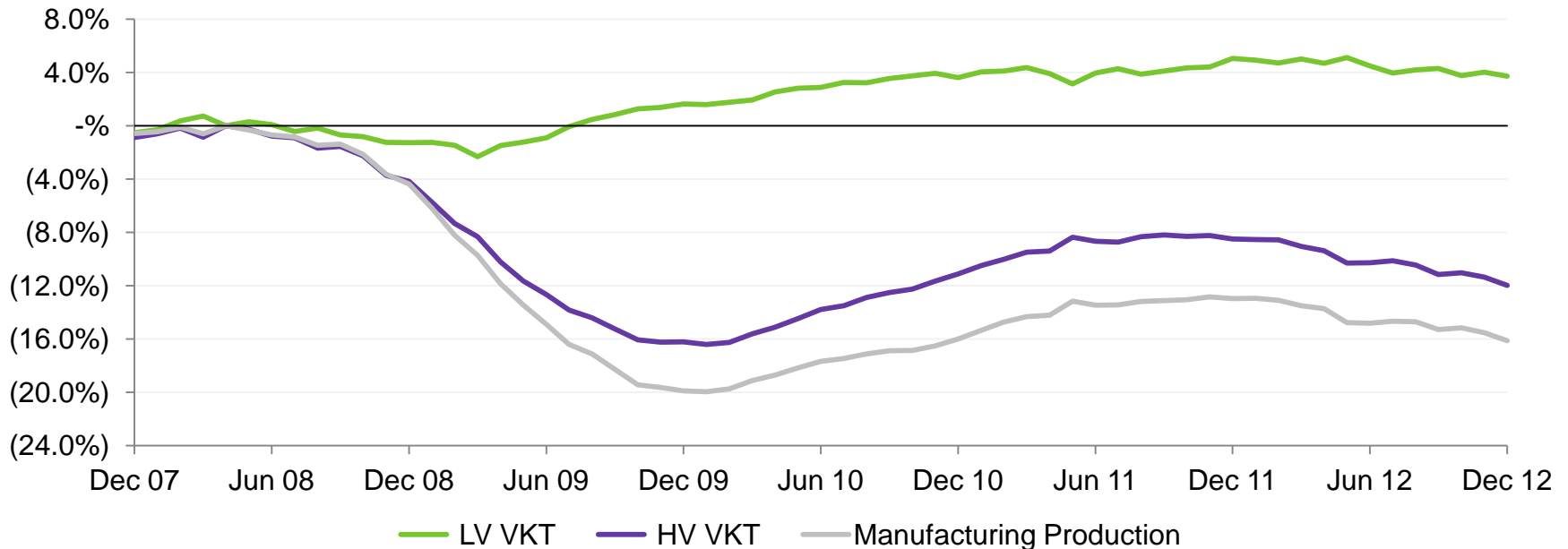


1. Sources: INSEE and SOeS (Observation and Statistics Office).
 2. Represents twelve month moving average indexed to the twelve months to 31 March 2008.

HV closely correlated to French industrial production

- Light vehicle traffic (which comprised 85% of total VKT in 2012) is above pre-recession levels while the recovery in heavy vehicle traffic has been impacted by the challenging economic climate
- APRR reported revenue growth every year for the periods shown

APRR vs French Manufacturing^{1,2}



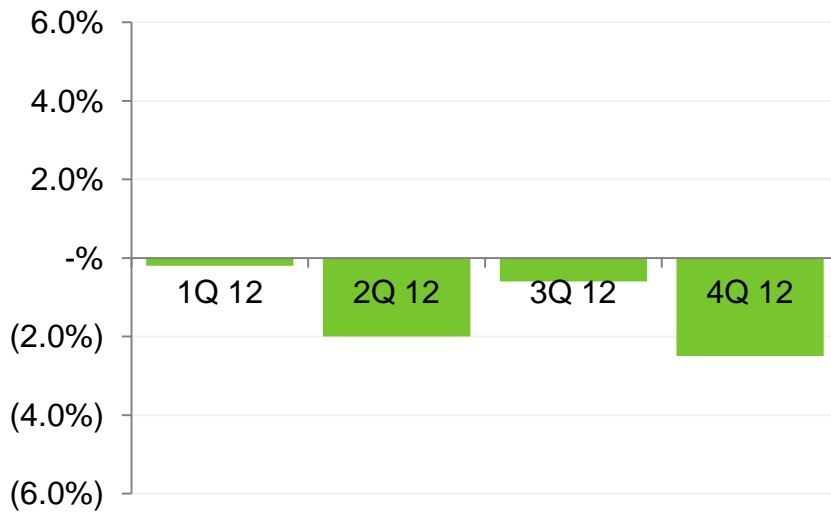
1. Moving 12 month average; indexed to the average Manufacturing Index for the 12 months to April 2008.

2. Source: INSEE. Index rebased as at January 2013.

2012 LV traffic down 1.3% vs pcp

- Light vehicle traffic was adversely impacted by a number of external factors including:
 - High fuel prices
 - Poor weather
 - French elections
 - Weak economic conditions

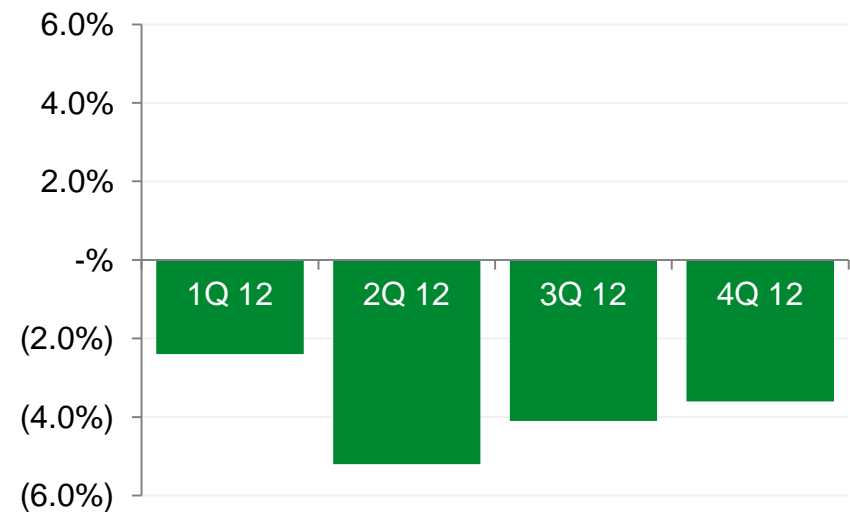
Light vehicles – Quarterly growth on pcp



2012 HV traffic down 3.8% vs pcp

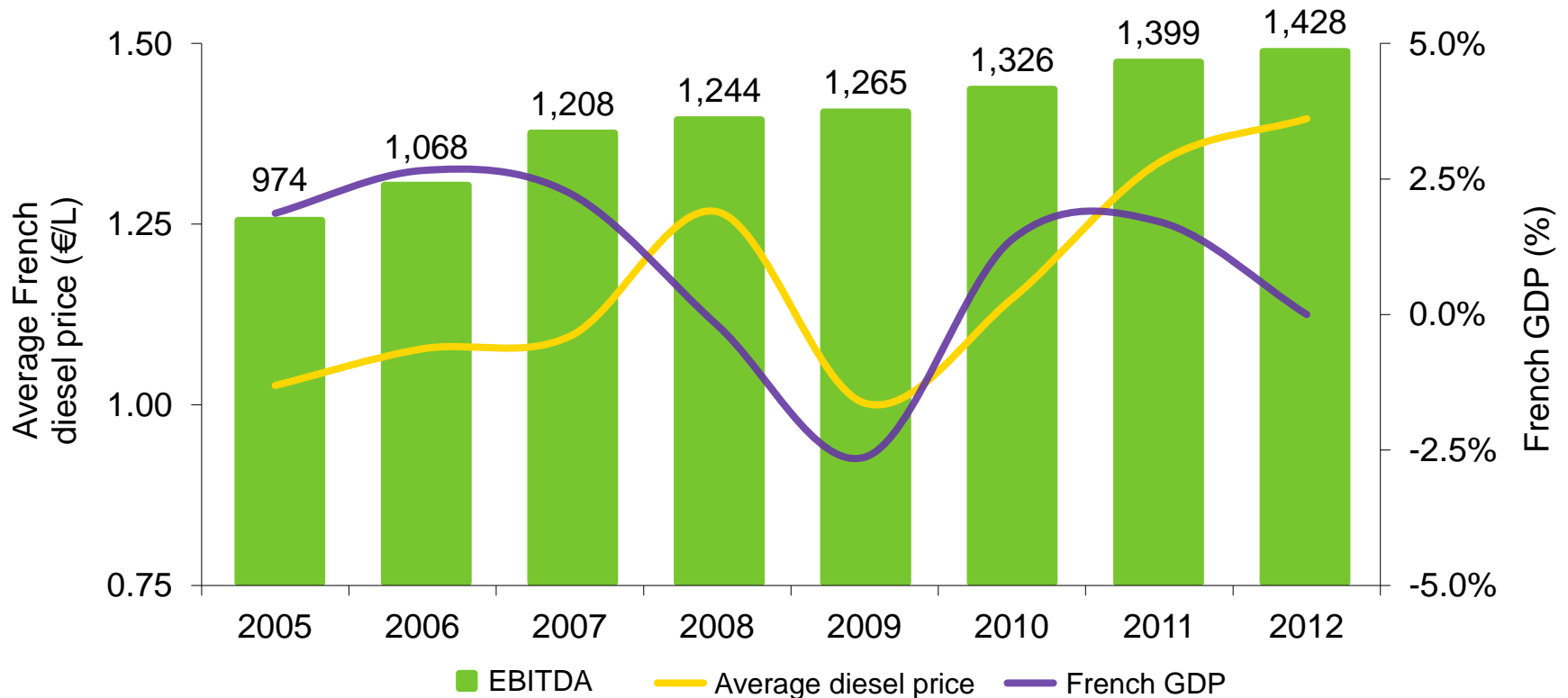
- In addition to the factors that affected light vehicle traffic, heavy vehicle levels were also impacted by the weakening industrial production levels in France

Heavy vehicles – Quarterly growth on pcp



Robust performance demonstrated through economic downturn and oil spikes

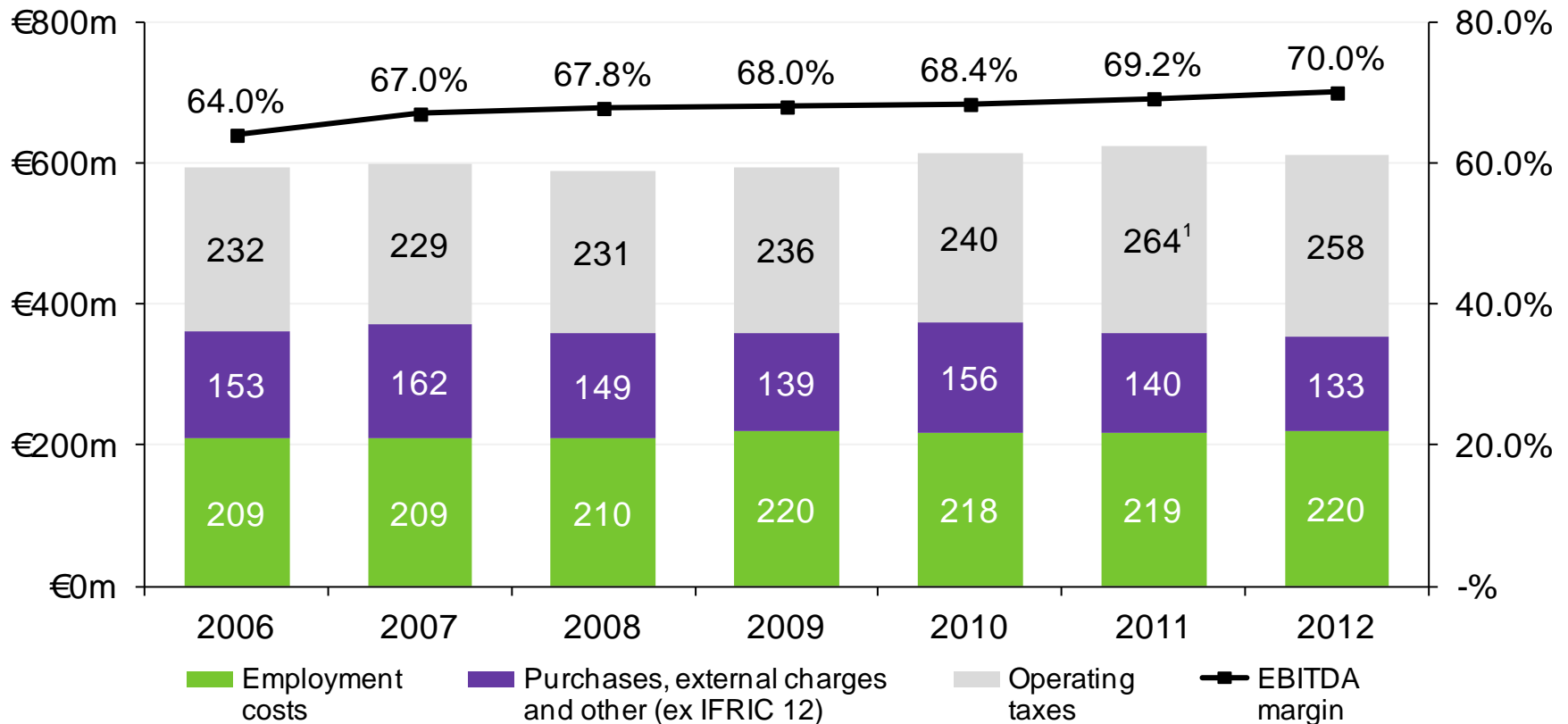
APRR EBITDA¹ (€m), average French diesel price and French GDP²



1. Represents performance of APRR on a standalone basis.
 2. Source: INSEE (National Institute of Statistics and Economic Studies).

EBITDA margin at 70.0%

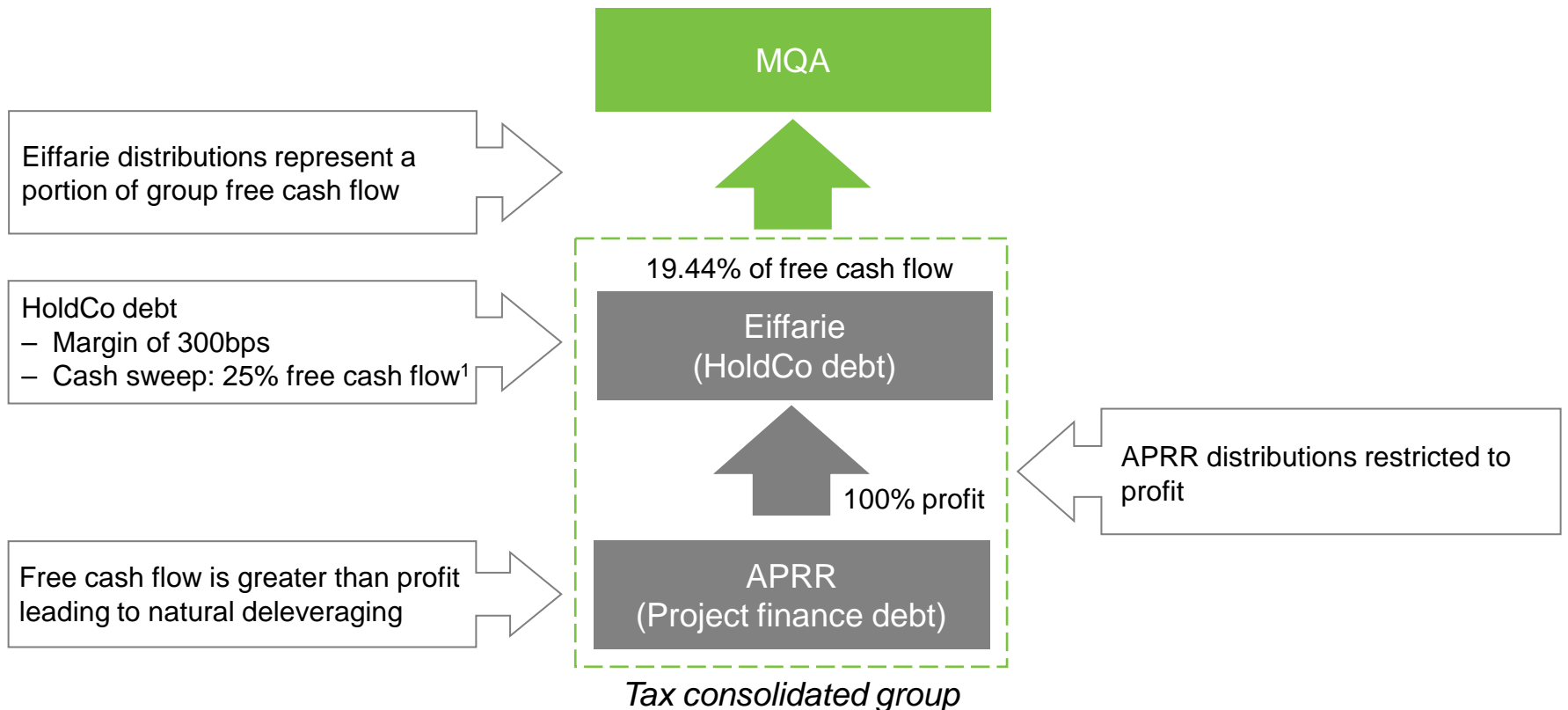
■ Operating expenses (ex operating taxes) broadly flat since 2006



1. Taxe d'aménagement du territoire (TAT) rates increased from €6.86 to €7.32 per 1,000km; compensation in the form of additional increases in tolls from 1 February 2011 (0.33% for APRR and 0.29% for AREA) and from February 2012 (0.17% for APRR and 0.14% for AREA).

Current structure is a legacy of original acquisition in 2006 and CNA debt terms

Simplified holding structure

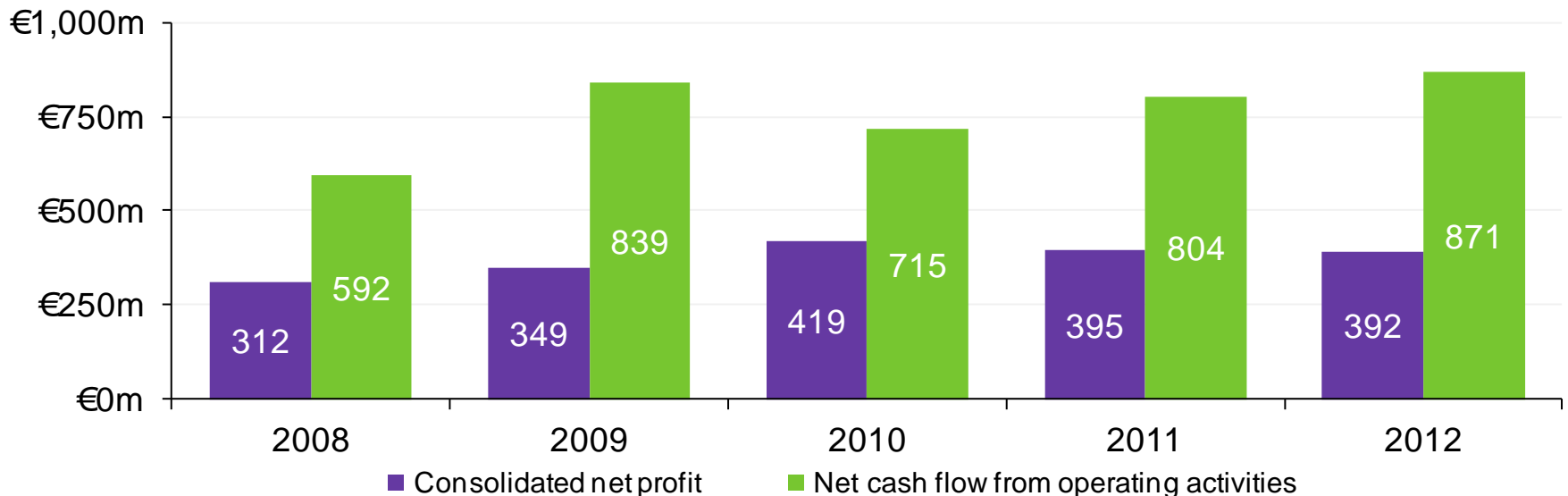


1. Subject to minimum cash sweep.

FE distributions, and therefore MQA dividends, reflect only a portion of APRR free cash flow

- APRR consistently generates cash flow above net profit
- Undistributed cash is reinvested in the business through capital expenditure and debt repayment
- Pro forma full year 2012 FE Group free cash flow per MQA security €0.35 (A\$0.45)¹


APRR profit vs APRR cash flow²



1. Reflects MQA proportionate share. Pro forma full year 2012 FE Group FCF is pre-capex, pre-debt principal repayment. AUD/EUR: 0.78.
 2. 100% consolidated APRR Group figures.



3. Dulles Greenway



Traffic

-0.2%
46,342 ADT

- Flat but for the effects of Hurricane Sandy
- Benefited from a milder winter

Revenue

+8.1%
US\$72.4m

- Supported by January 2012 increase in tolls

EBITDA

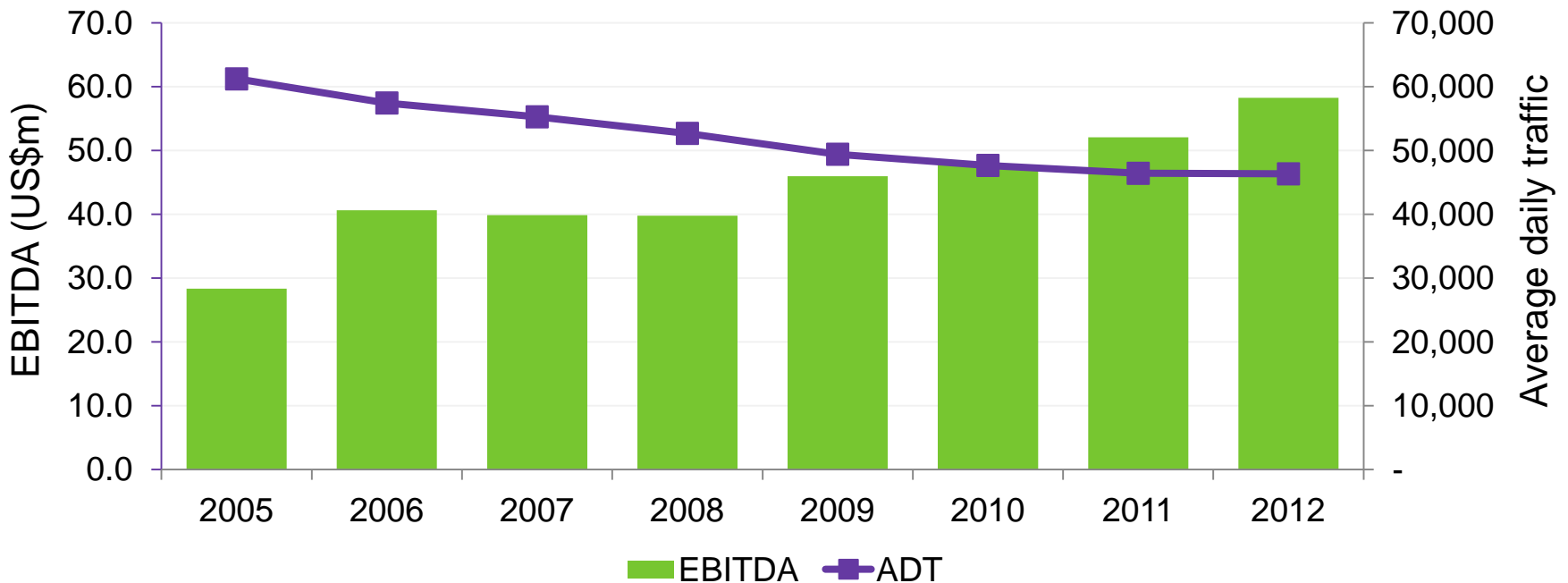
+11.8%
US\$58.2m

- Reflects higher tolls and increased cost efficiencies
- EBITDA margin increased to 80.5% (vs 77.8% in pcp)

EBITDA has grown strongly in spite of declining traffic

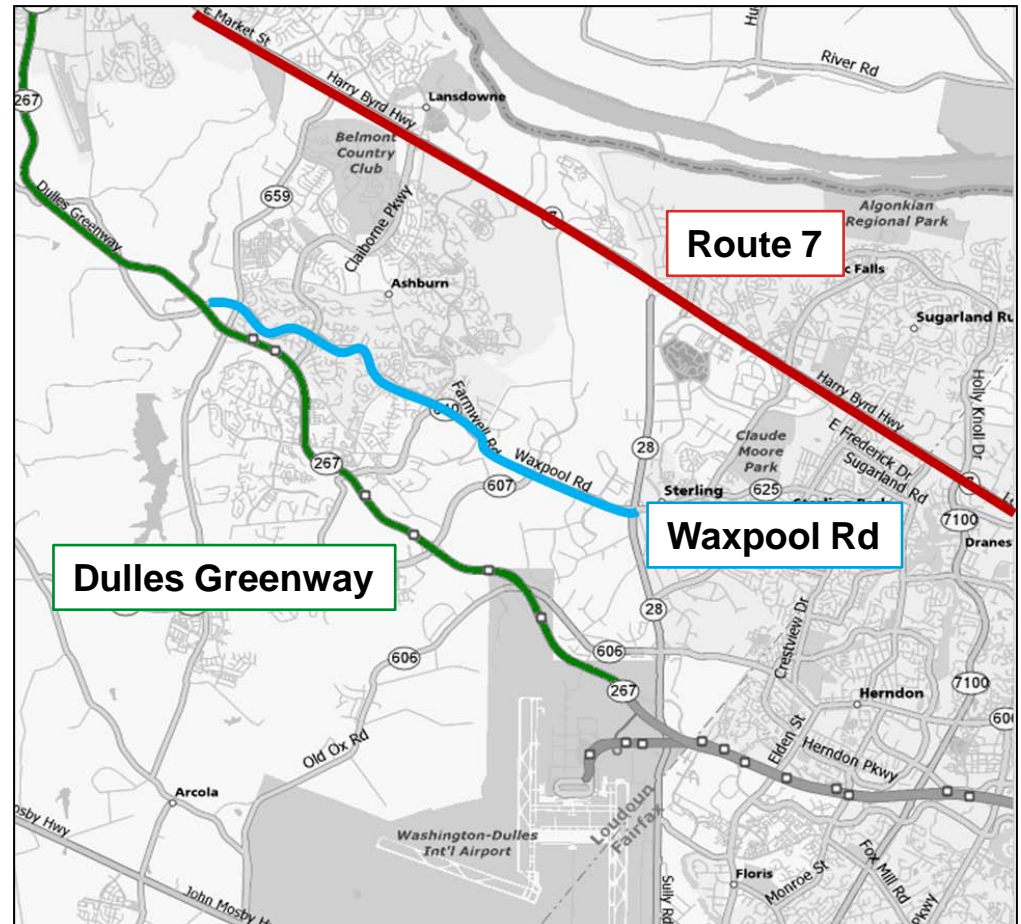
- Growth in EBITDA supported by fixed toll increases and internalisation of O&M
- Traffic impacted by toll increases, increased capacity on alternate routes and recent economic weakness

EBITDA (US\$m) vs Average daily traffic



Dulles Greenway well placed to provide good service levels as corridor develops

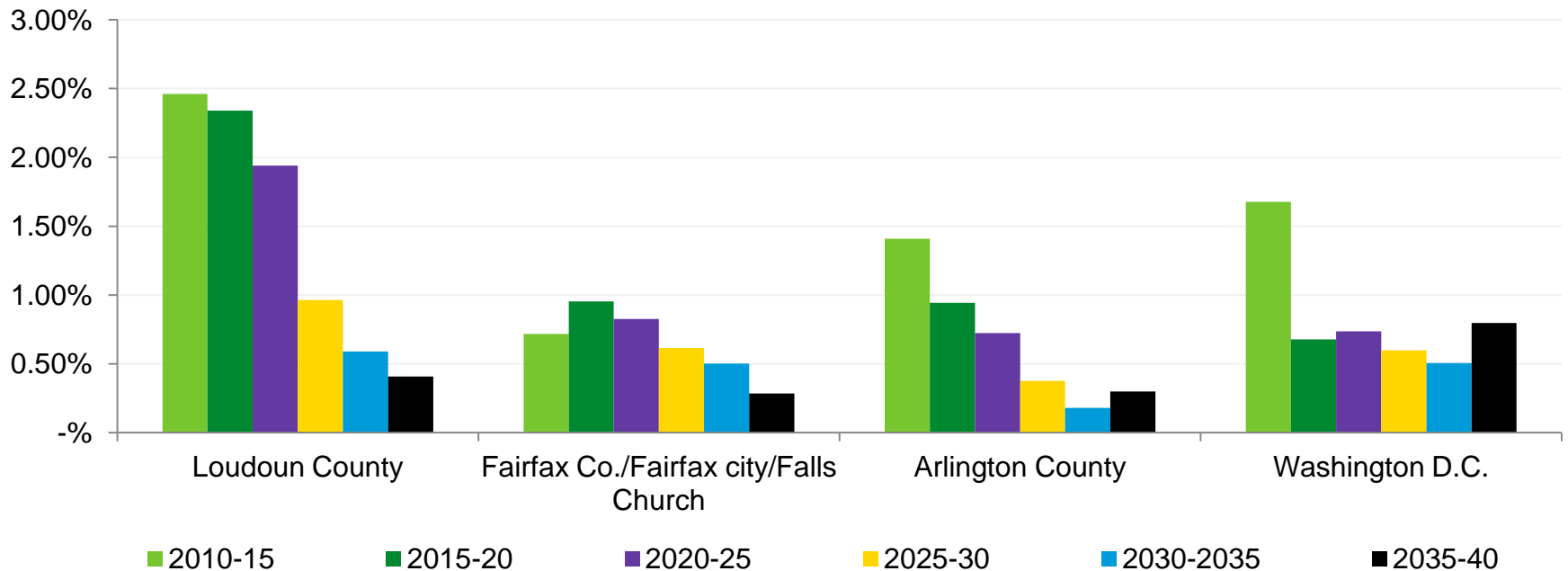
- The Dulles Greenway has two key competitors – Route 7 and Waxpool Rd
- Competing roads have received considerable capacity upgrades since 2005, diverting significant traffic away from the Dulles Greenway
- Both competing roads are currently approaching capacity during peak periods. As the corridor continues to develop, service levels on these routes are expected to deteriorate



Demographic factors expected to progressively increase congestion in corridor and on alternative routes

- Flat in 2012 but for the effects of Hurricane Sandy
- Performance helped by milder winter weather

Dynamic Corridor (Population Growth p.a.)



Source: Dept of Community Planning Services Metropolitan Washington Council of Governments: Round 8.1 Cooperative forecasting.



Dulles Greenway

Other developments

- Toll increase of 3.02% approved by SCC on 22 January 2013 (actual tolls rounded downwards to the nearest US\$0.05)
- New SCC hearings into Dulles Greenway tolls have been set during April-July 2013
- Urban development in Loudoun county continuing – positive for long term traffic trends
- 1Q 2013 traffic negatively impacted by adverse weather and holiday calendar
- Reported intention of Commonwealth of Virginia to consider a purchase of Dulles Greenway
 - State likely to take time to evaluate its options
- No distributions anticipated in the near/medium term
 - Despite anticipated revenue growth, scheduled increases in annual debt service likely to outpace
- Bond buyback
 - Potential for further bond purchases during 2013



4. Outlook

- European traffic outlook expected to remain weak
 - Anticipated to gradually improve over 2013/14
- Discussions ongoing regarding future APRR management contracts
- Across the portfolio, management will continue to focus on initiatives to maximise revenue and improve operational efficiencies
- Portfolio revenues expected to improve through tariff increases
- Progress on other portfolio refinancings to continue over 2013
- Further dividend guidance to be provided with half year results in August 2013



Questions