


MACQUARIE ATLAS ROADS
Citi 9th Annual Australian & New Zealand Conference
March 2012



MACQUARIE



Disclaimer

Disclaimer

Macquarie Atlas Roads (MQA) comprises Macquarie Atlas Roads Limited (ACN 141 075 201) (MARL) and Macquarie Atlas Roads International Limited (Registration No. 43828) (MARIL). Macquarie Fund Advisers Pty Limited (ACN 127 735 960) (AFSL 318 123) (MFA) is the manager/adviser of MARL and MARIL. MFA is a wholly owned subsidiary of Macquarie Group Limited (ACN 122 169 279).

None of the entities noted in this presentation is an authorised deposit-taking institution for the purposes of the Banking Act 1959 (Commonwealth of Australia). The obligations of these entities do not represent deposits or other liabilities of Macquarie Bank Limited (ABN 46 008 583 542) (MBL). MBL does not guarantee or otherwise provide assurance in respect of the obligations of these entities.

This presentation has been prepared by MFA and MQA based on information available to them. No representation or warranty, express or implied, is made as to the fairness, accuracy, completeness or correctness of the information, opinions and conclusions contained in this presentation. To the maximum extent permitted by law, none of Macquarie Group Limited, MFA, MARL, MARIL, their directors, employees or agents, nor any other person accepts any liability for any loss arising from the use of this presentation or its contents or otherwise arising in connection with it, including, without limitation, any liability arising from fault or negligence on the part of Macquarie Group Limited, MFA, MARL, MARIL or their directors, employees or agents.

General Securities Warning

This presentation is not an offer or invitation for subscription or purchase of or a recommendation of securities. It does not take into account the investment objectives, financial situation and particular needs of the investor. Before making an investment in MQA, the investor or prospective investor should consider whether such an investment is appropriate to their particular investment needs, objectives and financial circumstances and consult an investment adviser if necessary.

Information, including forecast financial information, in this presentation should not be considered as a recommendation in relation to holding purchasing or selling, securities or other instruments in MQA. Due care and attention has been used in the preparation of forecast information. However, actual results may vary from forecasts and any variation may be materially positive or negative. Forecasts by their very nature, are subject to uncertainty and contingencies many of which are outside the control of MQA. Past performance is not a reliable indication of future performance.

United States

These materials do not constitute an offer of securities for sale in the United States, and the securities have not been registered under the US Securities Act of 1933, as amended, or the securities laws of any US state, nor is such registration contemplated. The securities have not been approved or disapproved by the US Securities and Exchange Commission (the SEC) or by the securities regulatory authority of any US state, nor has the SEC or any such securities regulatory authority passed upon the accuracy or adequacy of these materials. Any representation to the contrary is a criminal offense. MQA is not and will not be registered as an investment company under the US Investment Company Act of 1940, as amended.



Disclaimer

Hong Kong

This document has been prepared and intended to be disposed solely to "professional investors" within the meaning of the Securities and Futures Ordinance (Cap. 571) of Hong Kong for the purpose of providing preliminary information and does not constitute any offer to the public within the meaning of the Companies Ordinance (Cap.32) of Hong Kong. Macquarie Bank Limited and its holding companies including their subsidiaries and related companies do not carry on banking business in Hong Kong and are not Authorized Institutions under the Banking Ordinance (Cap. 155) of Hong Kong and therefore are not subject to the supervision of the Hong Kong Monetary Authority. The contents of this information have not been reviewed by any regulatory authority in Hong Kong.

Singapore

This document does not, and is not intended to, constitute an invitation or an offer of securities in Singapore. The information in this presentation is prepared and only intended for an institutional investor (as defined under Section 4A of the Securities and Futures Act, Chapter 289 of Singapore (the SFA)) and not to any other person. This presentation is not a prospectus as defined in the SFA. Accordingly, statutory liability under the SFA in relation to the content of prospectuses will not apply. Neither Macquarie Group Limited nor any of its related entities is licensed under the Banking Act, Chapter 19 of Singapore or the Monetary Authority of Singapore Act, Chapter 186 of Singapore to conduct banking business or to accept deposits in Singapore.

United Kingdom

This document is issued by Macquarie Infrastructure and Real Assets (Europe) Limited. Macquarie Infrastructure and Real Assets (Europe) Limited is authorised and regulated by the UK Financial Services Authority. In the United Kingdom this document is only being distributed to and is directed only at authorised firms under the Financial Services and Markets Act 2000 (FSMA) and certain other investment professionals falling within article 14 of the FSMA (Promotion of Collective Investment Schemes) (Exemptions) Order 2001. The transmission or distribution of this document to any other person in the UK is unauthorised and may contravene FSMA. No person should treat this document as constituting a promotion for any purposes whatsoever. Macquarie Infrastructure and Real Assets (Europe) Limited is not an authorised deposit-taking institution for the purposes of the Banking Act 1959 (Commonwealth of Australia), and its obligations do not represent deposits or other liabilities of Macquarie Bank Limited. Macquarie Bank Limited does not guarantee or otherwise provide assurance in respect of the obligations of Macquarie Infrastructure and Real Assets (Europe) Limited.



Presentation agenda

1.	Overview	5
2.	APRR/Eiffarie	11
3.	Outlook	18
4.	Questions	20



1. Overview





Snapshot

MQA was created out of the restructure of Macquarie Infrastructure Group into two separate ASX-listed toll road groups, MQA and Intoll

Listing Date	25 January 2010
Market Capitalisation ¹	\$759,097,136
ASX Ranking	Top 200
Toll Roads in Portfolio	6
Weighted average length of concession life remaining ²	31 years
Performance (12 months to 31 December 2011) ³	
- Traffic	(0.7%)
- Revenue ⁴	3.0%
- EBITDA ⁴	4.0%

1. Market capitalisation as at 24 February 2012; based on security price of \$1.635 and 464,279,594 shares on issue.

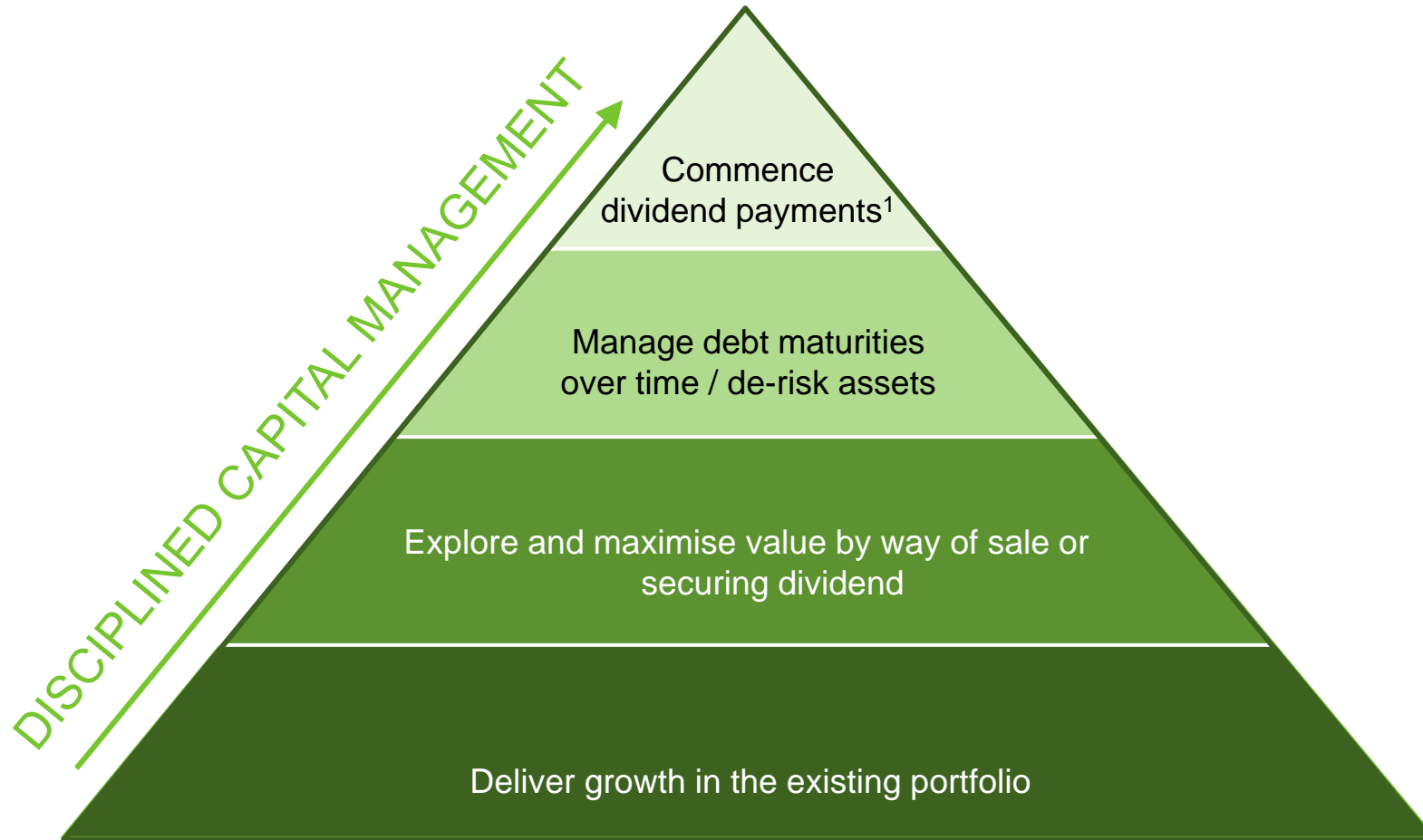
2. As at 24 February 2012. Weighted by proportionate EBITDA for the 12 months to 31 December 2011. APRR's remaining concession life is 21 years, with the weighted average concession life of the remainder of the portfolio being 53 years.

3. Pro forma data adjusts the results of MQA's portfolio of road assets for the prior corresponding period for ownership interests and foreign exchange rates for the current period.

4. Proportionally consolidated total asset revenue and EBITDA for the period compared to the previous corresponding period on a pro forma basis.



Strategy & objectives



1. Based on current outlook, dividends from MQA are anticipated to commence in 2013. MQA will pass through Eiffarie distributions after addressing corporate requirements.



- Second largest network in France and MQA's flagship asset



- Located in Loudoun County, one of the fastest growing counties in the USA



- Runs full length of northern Indiana; a critical part of the inter-state route between major USA hubs



- Majority elevated toll road serving Chicago, third largest metro area in USA



- Bypasses the City of Birmingham (UK) and the M6 motorway

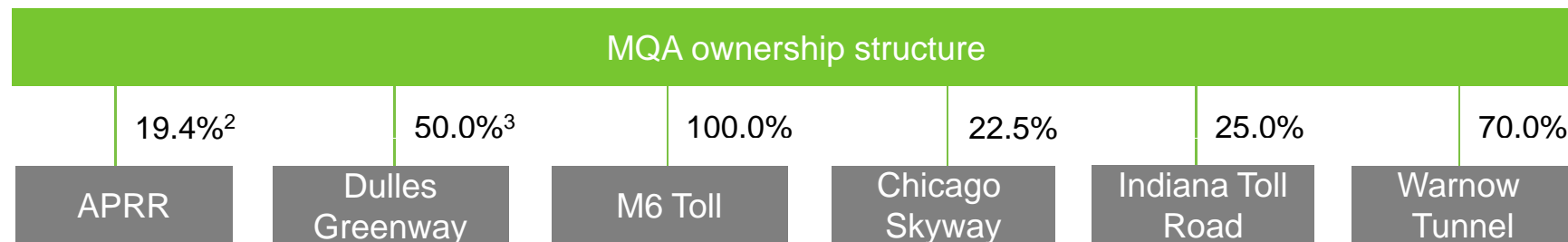


- Includes a tunnel under the Warnow River which divides the city of Rostock, Germany



Protects asset values and is integral to MQA's strategy of value recovery

- MQA has no corporate level debt and A\$16.1m in available cash¹
- Each asset is in a separate holding company structure
- All asset level debt is project finance, with no recourse to MQA or any other portfolio asset
- There are no cross-default or cross-collateralisation provisions between assets



Best valued as sum of parts with zero value as the maximum downside for any asset

1. As at 29 February 2012. In addition, MQA has cash balances not currently available for use of A\$2.2m. This amount represents secured cash deposits in relation to outstanding guarantees and letters of credit.
2. Estimated interest post compulsory acquisition of remaining APRR shares by Eiffarie.
3. Estimated economic interest.



Value proposition

MQA is an investment vehicle for APRR/Eiffarie and Dulles Greenway plus additional value from other assets



- APRR/Eiffarie a mature operating network with an EBITDA of €1,398.6m¹ representing a CAGR of 3.7% since 2007
- APRR/Eiffarie is MQA's largest and most valuable asset
 - APRR/Eiffarie is expected to provide MQA with a long-term dividend stream
- Dulles Greenway expected to deliver cash flows over the medium to longer term
- Release additional value from other assets through sale or securing dividend

1. Represents APRR EBITDA on a standalone basis. Consolidated APRR/Eiffarie EBITDA was €1,395.6m (5.7% growth on pcp).

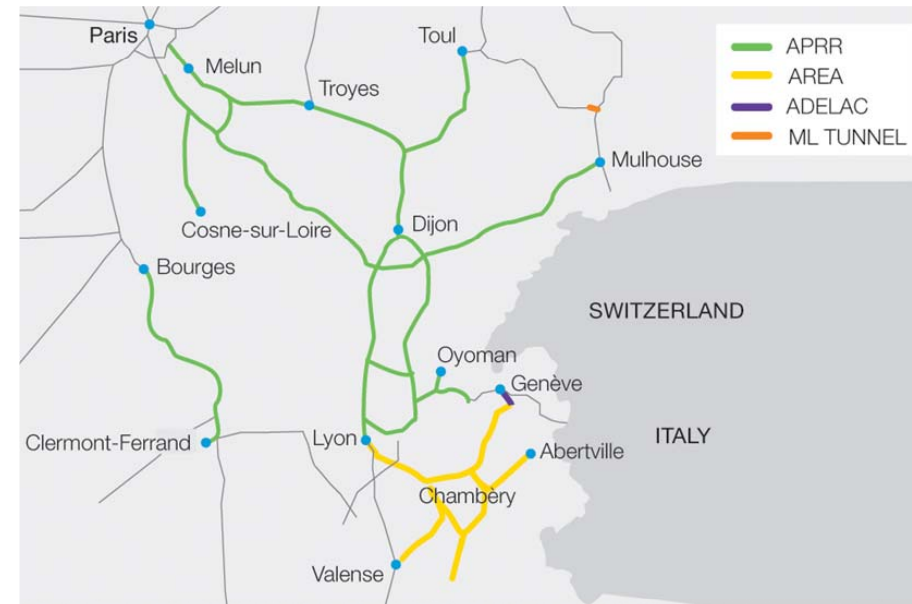


2. APRR/Eiffarie



Europe's fourth-largest motorway company operates a motorway network of almost 2,300km

- MQA ownership: ~19.4%¹
- Remaining concession life of 21 years
- Regulated toll increases:
 - 2011 - 2013: annual tariff increase of 85% CPI ex tobacco plus 0.5% under Contrats de Plan
 - Post 2013: annual tariff increase of 70% of CPI ex tobacco as per concession contract until new Contrats de Plan agreed with the French State
 - Taxe d'aménagement du territoire adjustment²



Covers major trade and tourism routes though Western Europe and links Paris and Lyon, France's two largest cities

1. Estimated interest post compulsory acquisition of remaining APRR shares by Eiffarie, the investment vehicle for APRR. Eiffarie's ownership of APRR currently at 98.9%.
 2. Additional increase in tolls for APRR and AREA of 0.33% and 0.29% in 2011 and 0.17% and 0.14% in 2012 to recover the increase in TAT.

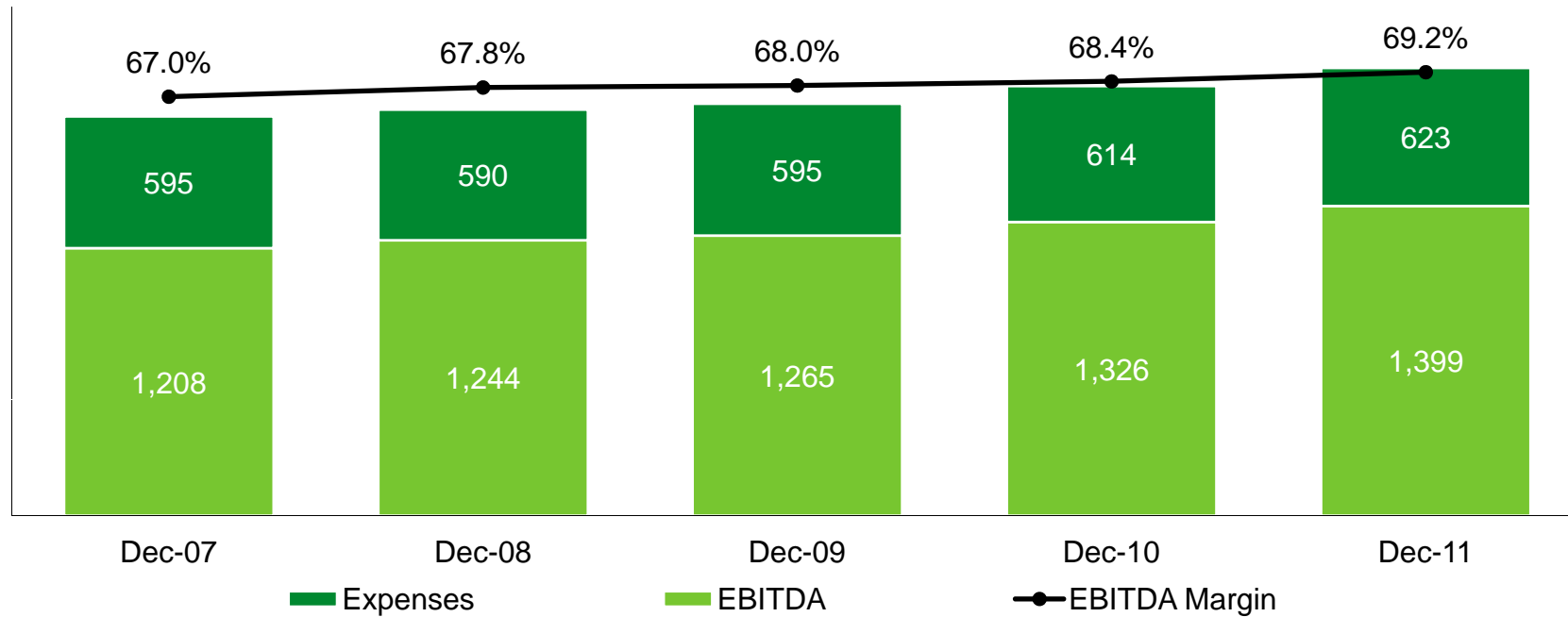


APRR performance

Mature operating asset with a history of resilience

- 12 months to December 2011: traffic +1.6%, revenue +4.2%; EBITDA +5.5%

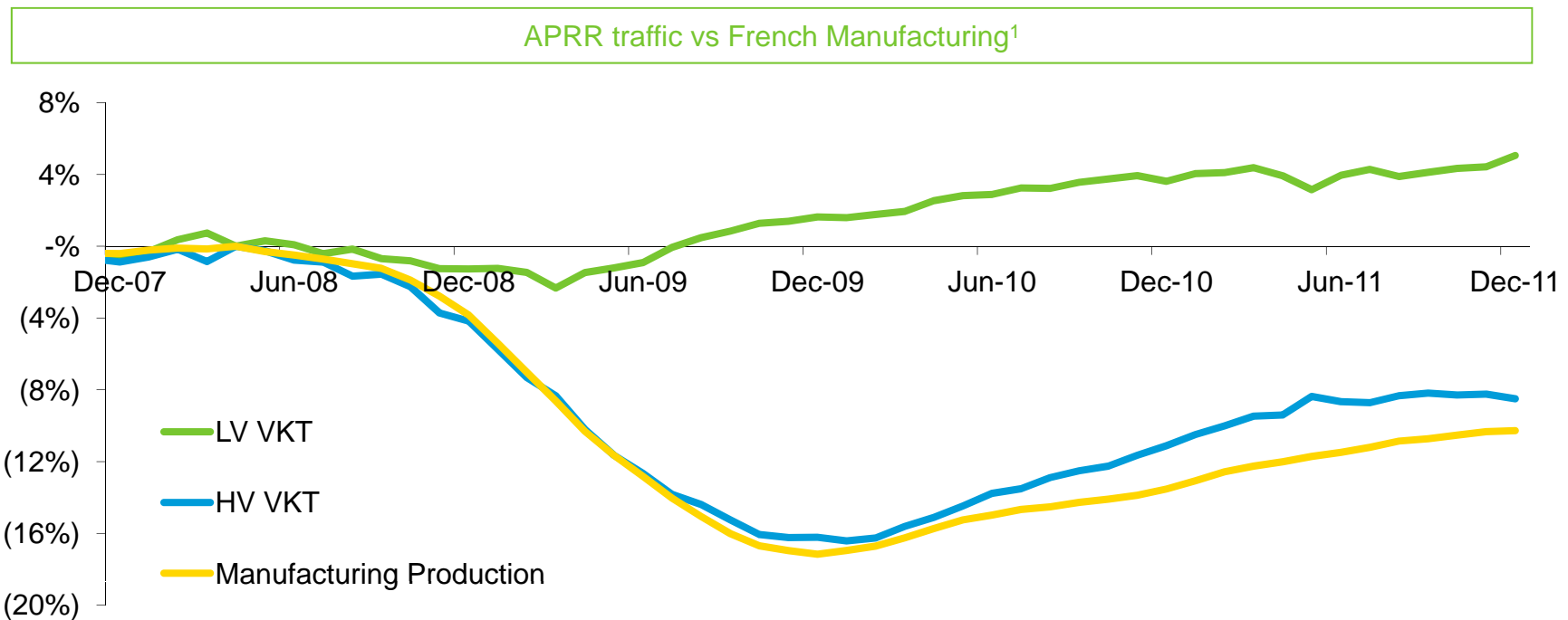
EBITDA Performance¹
2007 - 2011 (€m)



1. Represents performance of APRR on a standalone basis.

Traffic grew 1.6% in 2011, equivalent to 3.3% above 2007 levels

- Light vehicle traffic (which comprised 85% of total VKT in 2011) is above pre-recession levels while heavy vehicles have not yet fully recovered
- Heavy vehicle performance is closely correlated to the industrial production in France



1. Moving 12 month average; indexed to the average Manufacturing Index for the 12 months to April 2008.
 2. INSEE (National Institute of Statistics and Economic Studies) data: December 2011.



APRR operational efficiencies

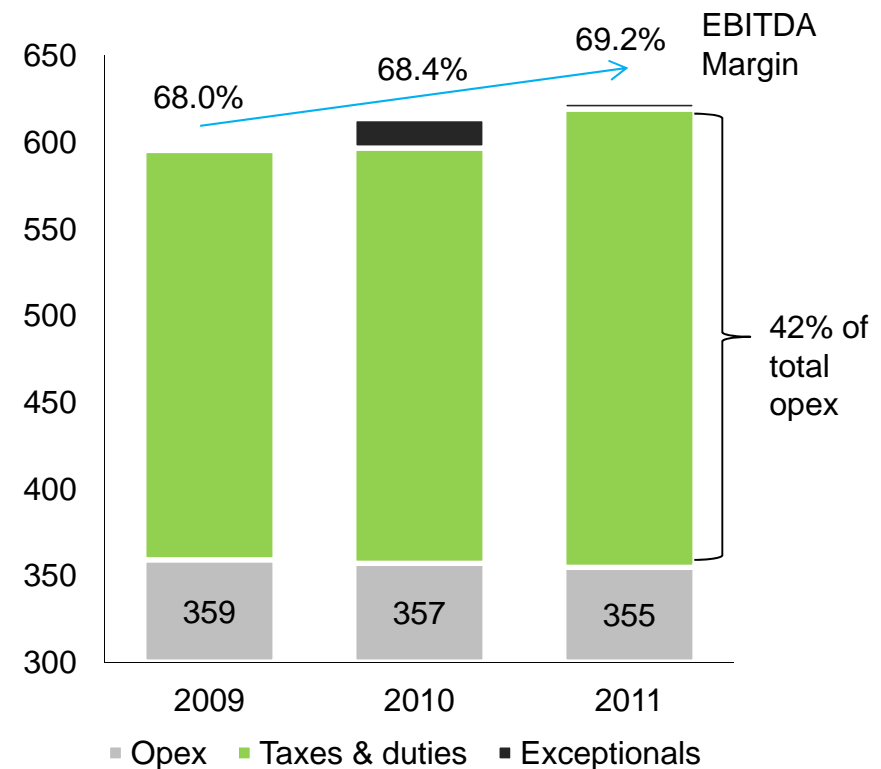
Total costs increased 1.5% in 2011 however EBITDA margin continues to improve

- Taxes and duties increased 10% reflecting increases in TAT and CET
 - TAT increased due mainly to higher traffic and an increase in rates¹ at start of 2011
- Excluding taxes and duties and one-off costs, opex remained stable from 2010

Automated transactions increased to 84.8% of total transactions versus 77.5% in 2010

- 19% increase in active electronic toll badges, now number over 1 million
- 132 of 150 toll plazas are totally or partially automated

Operating Expenses (€m)



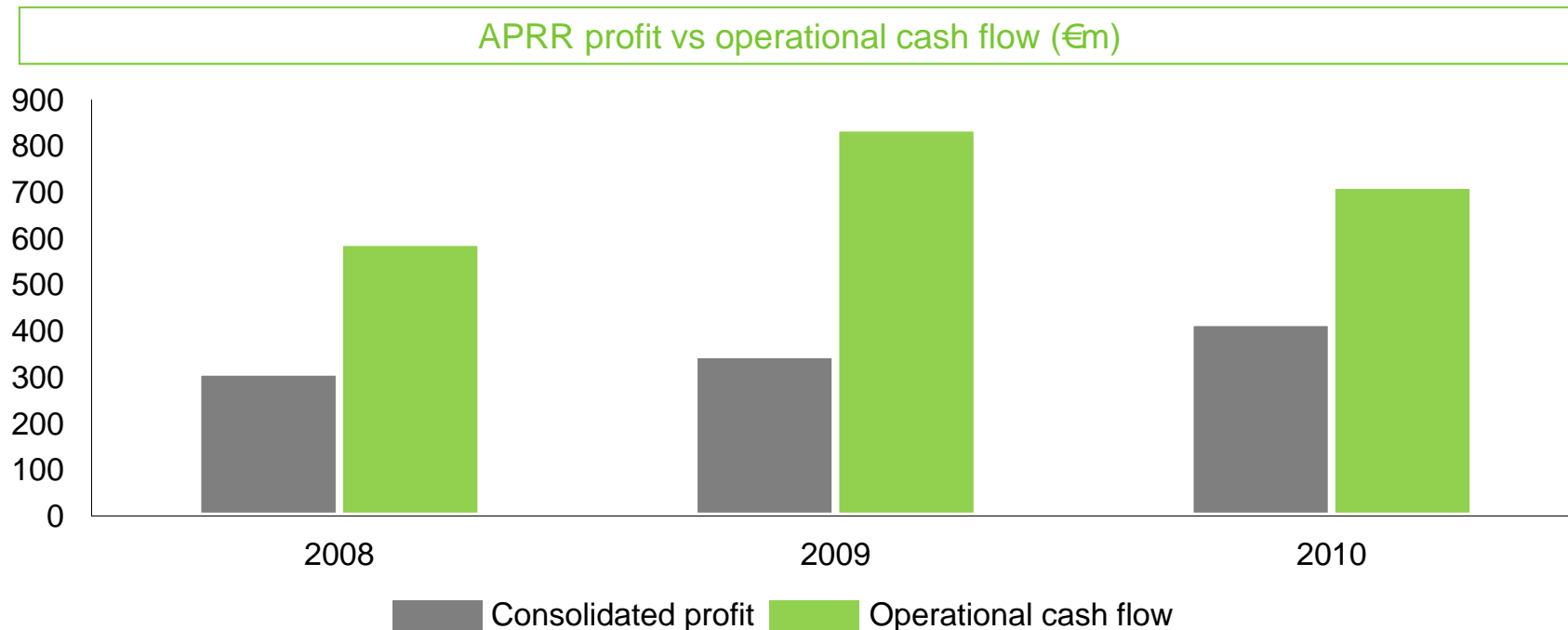
1. TAT rates increased from €6.86 to €7.32 per 1,000km; compensation in form of additional increases in tolls from 1 February 2011 (0.33% for APRR and 0.29% for AREA) and from February 2012 (0.17% for APRR and 0.14% for AREA).



APRR cash generation

APRR generates substantial cash flow in excess of profit

- Surplus cash to fund capex and debt maturities (supplemented by bond issues)
- Group expected to naturally deleverage over time
- Tax grouping provides additional benefit from deductions at Eiffarie





APRR cash flow to MQA

Post-acquisition simplified structure¹

APRR dividend to Eiffarie

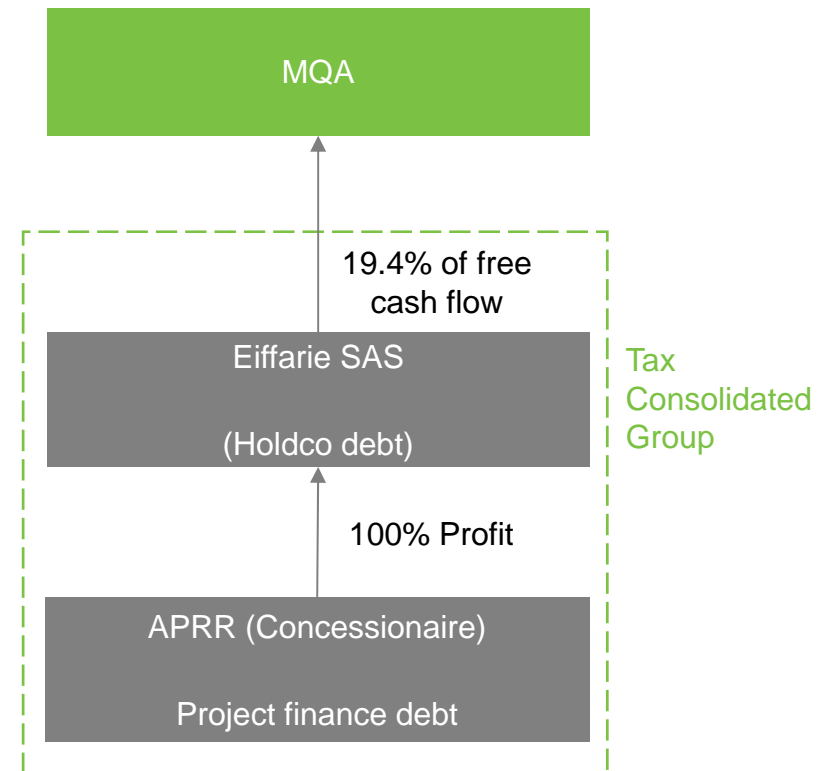
- APRR dividends are limited to company profit accrued

Eiffarie distribution to MQA

- Eiffarie distributions determined by residual cash flow after debt service
- Tax grouping releases additional value in Eiffarie's accumulated tax losses and ongoing tax deductions

MQA dividend to shareholders

- MQA will pass through any Eiffarie distribution to shareholders after meeting corporate requirements



1. Assumes 100% ownership is achieved. Holding as at 29 February 2012 is 98.9%.



3. Outlook





Growing the existing portfolio

■ APRR

- 1Q traffic expected to be weak but improving for 2012 based on leading indicators
- Toll increase in February 2012 to benefit revenue

■ Remainder portfolio

- Improving traffic performance for US roads generally
- UK traffic conditions expected to remain weak
- Revenue to continue to benefit from toll increases during 2011 and 2012: Dulles Greenway (Jan 2012); M6 Toll (Mar 2012), ITR (Jul 2012), Warnow Tunnel (May 2012)

MQA dividends

- MQA dividends anticipated to commence in 2013



4. Questions

